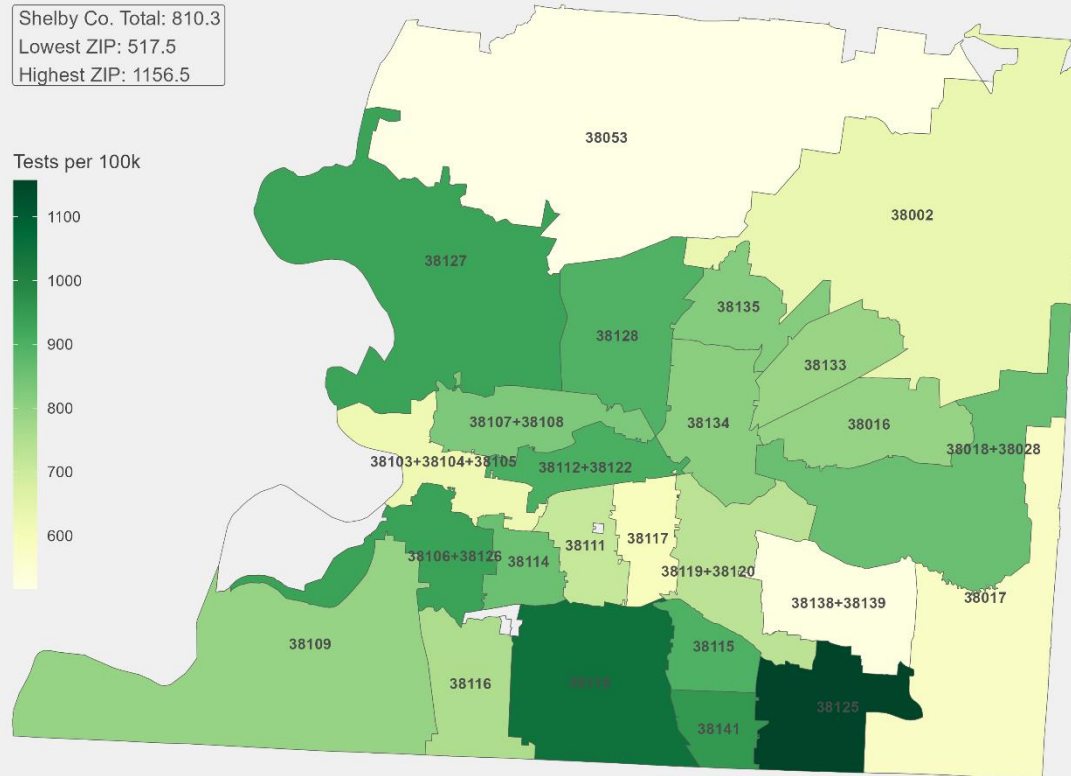
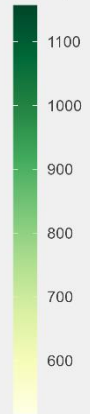


# PCR Testing Rates by ZIP Code

08/14/2023 - 08/28/2023

Shelby Co. Total: 810.3  
Lowest ZIP: 517.5  
Highest ZIP: 1156.5

Tests per 100k



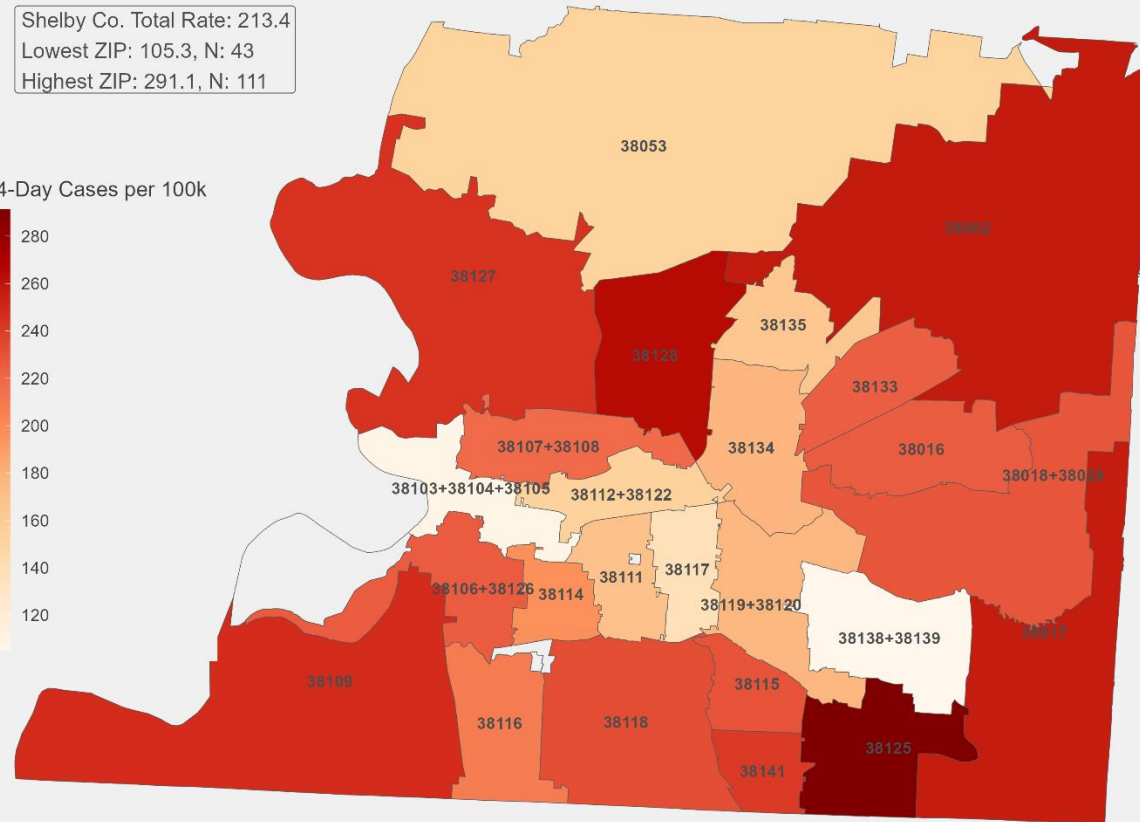
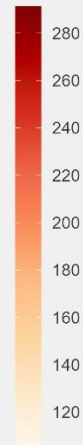
Data Source: National Electronic Disease Surveillance System (NEDSS)  
Total = 7,594 Mapped = 7,518 (Other/Missing ZIP = 76)  
Rates calculated with ACS 2019 5 Year population estimates

# 14-Day Cases by ZIP Code

09/02/2023

Shelby Co. Total Rate: 213.4  
Lowest ZIP: 105.3, N: 43  
Highest ZIP: 291.1, N: 111

14-Day Cases per 100k



Data Source: National Electronic Disease Surveillance System (NEDSS)  
Total = 2,000 Mapped = 1,962 (Other/Missing ZIP = 38)  
Rates calculated with ACS 2019 5 Year population estimates